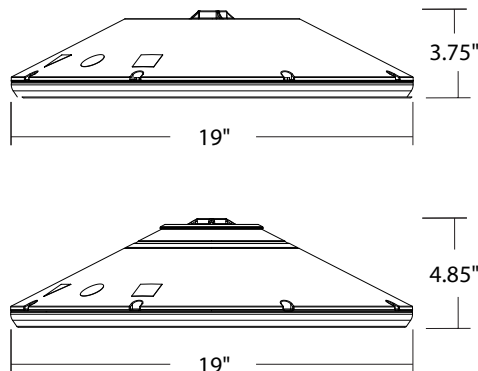




Weight 18 lbs
(max, with
no options):



A+ Capable options indicated by this color background.

EXAMPLE: VCPG LED V4 P4 40K 70CRI T5M MVOLT SRM DNAXD

VCPG LED											
Series	LED Light Engines	Package	Color temperature	Color Rendering Index	Distribution	Voltage		Mounting			
VCPG LED	V4 ¹	4 Light Engines	P1 ¹	30K 3000 K	70CRI	TSM	Type V, medium	MVOLT	For ordering with fuse	Shipped included	
			P2 ¹	35K 3500 K					347	120	PM Pendant mount standard (24-inch length supply leads)
	V8 ¹	8 Light Engines	P3 ¹	40K 4000 K	80CRI	TSR ²	Type V, rectangular		480	208	SRM Surface mount (24-inch length supply leads)
			P4 ¹	50K 5000 K			TSW	Type V, wide			240
			P5 ¹			TSE	Type V entry			277	
			P6 ¹			LANE ²	Drive lane			347	Shipped separately
			P7 ¹							480	YK Yoke/trunnion mount ³

Options		Finish <i>(required)</i>
Shipped installed		DWHXD White
UPL1	Up-Light: 500 lumens	DNAXD Natural aluminum
UPL2	Up-Light: 700 lumens	DDBXD Dark bronze
E8WC	Emergency battery backup, Certified in CA Title 20 MAEDBS (8W, -20°C min) ^{4,5,6}	DBLXD Black
E10WH	Emergency battery backup, Certified in CA Title 20 MAEDBS (10W, 5°C min) ^{4,5,6}	
HA	High ambient (50°C, only P1-P4)	
SF	Single fuse (120V, 277V, 347V)	
DF	Double fuse (208V, 240V, 480V)	
SPD10KV	10KV Surge Pack	
LDS36	36in (3ft) lead length	
LDS72	72in (6ft) lead length	
LDS108	108in (9ft) lead length	
DMG	External 0-10V leads (no controls) ⁷	
TP	Tamper proof screws	
Shipped Separately		
WG	Wire Guard	
BDS	Bird Shroud	
HS	House Side Shield	
BSW	Bird Spikes	
Standalone Sensors/Controls²		
PIR	Motion/ambient sensor for 8-15' mounting heights	
PIRH	Motion/ambient sensor for 15-30' mounting heights	
PIR3FC3V	Motion/ambient sensor for 8-15' mounting heights, pre programmed to 3fc and 35% light output	
PIRH3FC3V	Motion/ambient sensor for 15-30' mounting heights, pre programmed to 3fc and 35% light output	
Networked Sensors/Controls²		
NLTAIR2 PIR	nLIGHT AIR Wireless enabled motion/ambient sensor for 8-15' mounting heights	
NLTAIR2 PIRH	nLIGHT AIR Wireless enabled motion/ambient sensor for 15'-30' mounting heights	
NLTAIR2 PIR924	nLIGHT AIR Wireless enabled, UL924 Listed motion/ambient sensor for 8-15' mounting heights ⁸	
NLTAIR2 PIRH924	nLIGHT AIR Wireless enabled, UL924 Listed motion/ambient sensor for 15'-30' mounting heights ⁸	
		Note: Product will be shipped in job packs of 18pcs per box. The remaining units will be shipped in unit packs.



One Lithonia Way • Conyers, Georgia 30012 • Phone: 800-705-SERV (7378) • www.lithonia.com
© 2012-2022 Acuity Brands Lighting, Inc. All rights reserved.

AAC

PZ22-12000039
06/06/2023

VCPG LED
Rev. 11/21/22

Ordering Information Cont.

Accessories

Ordered and shipped separately.

VCPGBDS DWHXD U	Bird shroud for PM (specify finish)	VCPGWG U	Wire guard
VCPGBDS YK DWHXD U	Bird shroud for YK (specify finish)	SLVSQ	Quick mount pendant swivel kit, square
VCPGUBDS DWHXD U	Bird shroud for PM with Up-Light (specify finish)	SLVRD	Quick mount pendant swivel kit, round
VCPGUBDS YK DWHXD U	Bird shroud for YK with Up-Light (specify finish)	VCPG YK DWHXD U	Yoke mount kit (specify finish)
VCPGSRM U	Surface mount kit, with no Up-Light	RSXWBA DWHXD U	RSX WBA wall bracket (specify finish)
VCPGUSRM U	Surface mount kit, with Up-Light	VCPGHS DWHXD U	House side shield (specify finish)

NOTES

- P1-P6 not available with V8. P7 not available with V4.
- Not available with P7.
- Only vertical height adjustment. No angle adjustment. Use PM and SLVSQ or SLVRD for mounting to angled ceiling or canopies.
- Not available with 347V or 480V.
- E8WC and E10WH only rated up to 35°C ambient.
- E8WC & E10WH only available with P1-P4 packages.
- DMG option not available with standalone or networked sensors/controls.
- Needs an nLight Air Normal Power Sensing (NPS) device in the group. VCPG NLTAIR2 PIR and PIRH devices cannot act as NPS devices.

Performance Data

Lumen Output

Lumen values are from photometric tests performed in accordance with IESNA LM-79-08. Data is considered to be representative of the configurations shown, within the tolerances allowed by Lighting Facts. Contact factory for performance data on any configurations not shown here.

Performance Package	Watts	Distribution Type	30K (3000K, 70 CRI)		35K (3500K, 70 CRI)		40K (4000K, 70 CRI)		50K (5000K, 70 CRI)	
			Lumens	LPW	Lumens	LPW	Lumens	LPW	Lumens	LPW
P1	27W	TSE	3,581	135	3,670	138	3,815	144	3,876	146
		TSM	3,620	136	3,710	140	3,856	145	3,917	147
		TSW	3,592	135	3,681	139	3,827	144	3,888	146
		TSR	3,464	130	3,550	134	3,690	139	3,749	141
		LANE	3,507	132	3,594	135	3,736	141	3,796	143
P2	34W	TSE	4,577	135	4,691	138	4,876	144	4,954	146
		TSM	4,626	136	4,741	140	4,928	145	5,007	147
		TSW	4,591	135	4,705	139	4,891	144	4,968	146
		TSR	4,427	130	4,537	134	4,716	139	4,791	141
		LANE	4,482	132	4,594	135	4,775	141	4,851	143
P3	43W	TSE	5,808	134	5,952	137	6,187	143	6,286	145
		TSM	5,870	135	6,015	139	6,253	144	6,353	146
		TSW	5,825	134	5,970	138	6,205	143	6,304	145
		TSR	5,617	130	5,757	133	5,984	138	6,079	140
		LANE	5,688	131	5,829	134	6,059	140	6,155	142
P4	56W	TSE	7,391	131	7,575	135	7,874	140	7,999	142
		TSM	7,470	133	7,656	136	7,958	141	8,085	144
		TSW	7,414	132	7,597	135	7,898	140	8,023	143
		TSR	7,149	127	7,326	130	7,615	135	7,737	137
		LANE	7,238	129	7,418	132	7,711	137	7,834	139
P5	82W	TSE	10,189	124	10,442	127	10,854	132	11,027	134
		TSM	10,298	125	10,553	128	10,970	134	11,145	136
		TSW	10,220	124	10,473	128	10,887	133	11,060	135
		TSR	9,855	120	10,099	123	10,498	128	10,665	130
		LANE	9,978	121	10,226	124	10,629	129	10,799	131
P6	108W	TSE	12,878	120	13,197	123	13,719	127	13,937	129
		TSM	13,015	121	13,338	124	13,865	129	14,086	131
		TSW	12,917	120	13,237	123	13,760	128	13,979	130
		TSR	12,455	116	12,764	119	13,268	123	13,480	125
		LANE	12,611	117	12,924	120	13,435	125	13,649	127
P7	122W	TSE	15,503	125	15,887	128	16,515	133	16,778	135
		TSM	15,668	126	16,057	129	16,691	135	16,957	137
		TSW	15,549	125	15,935	129	16,564	134	16,828	136

Up-light Lumen Output

Up-light Option	Watts	Lumens
UPL1	6.5W	519
UPL2	8.5W	715

Lumen Multiplier for 80CRI

CCT	Multiplier
30K	0.926
35K	0.945
40K	0.967
50K	0.965

Lumen Ambient Temperature (LAT) Multipliers

Use these factors to determine relative lumen output for average ambient temperatures from 0-40°C (32-104°F).

Ambient	Lumen Multiplier
0°C 32°F	1.03
10°C 50°F	1.02
20°C 68°F	1.01
25°C 77°F	1
30°C 86°F	0.99
40°C 104°F	0.98

Projected LED Lumen Maintenance

Data references the extrapolated performance projections for the platforms noted in a 25°C ambient, based on 10,000 hours of LED testing (tested per IESNA LM-80-08 and projected per IESNA TM-21-11).

To calculate LLF, use the lumen maintenance factor that corresponds to the desired number of operating hours below. For other lumen maintenance values, contact factory.

Operating Hours	0	25,000	50,000	100,000
Lumen Maintenance Factor	1.0	0.97	0.94	0.89

Electrical Load

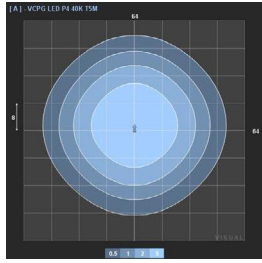
Power Package	System Watts	Current (A)					
		120V	208V	240V	277V	347V	480V
P1	27W	0.22	0.13	0.12	0.10	0.08	0.06
P2	34W	0.28	0.16	0.14	0.13	0.10	0.08
P3	43W	0.37	0.21	0.18	0.16	0.13	0.09
P4	56W	0.48	0.28	0.24	0.21	0.16	0.12
P5	82W	0.68	0.40	0.35	0.30	0.24	0.18
P6	108W	0.91	0.52	0.45	0.39	0.32	0.23
P7	124W	1.03	0.59	0.51	0.43	0.37	0.27



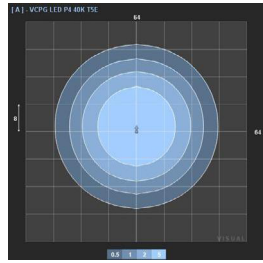
Photometric Diagrams

To see complete photometric reports or download .ies files for this product, visit the [Lithonia Lighting VCPG LED homepage](#).
Tested in accordance with IESNA LM-79 and LM-80 standards

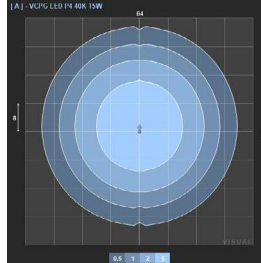
VCPG LED P4 T5M 40K



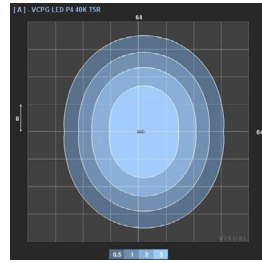
VCPG LED P4 T5E 40K



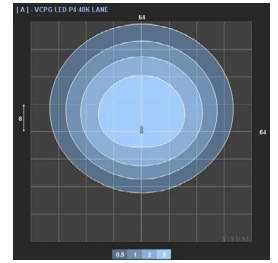
VCPG LED P4 T5W 40K



VCPG LED P4 T5R 40K



VCPG LED P4 LANE 40K



Control/Sensor Options

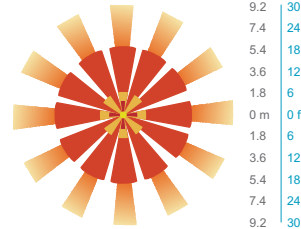
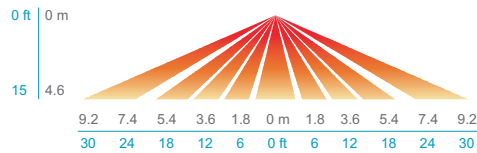
Motion/Ambient Sensor (PIR_, PIRH)

Motion/Ambient sensor (Sensor Switch MSOD) is integrated into the luminaire. The sensor provides both Motion and Daylight based dimming of the luminaire. For motion detection, the sensor utilizes 100% Digital Passive Infrared (PIR) technology that is tuned for walking size motion while preventing false tripping from the environment. The integrated photocell enables additional energy savings during daytime periods when there is sufficient daylight. Optimize sensor coverage by either selecting PIR or PIRH option. PIR option comes with a sensor lens that is optimized to provide maximum coverage for mounting heights between 8-15ft, while PIRH is optimized for 15-40ft mounting height.

Networked Control (NLTAIR2)

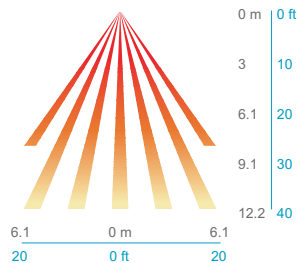
nLight® AIR is a wireless lighting controls platform that allows for seamless integration of both indoor and outdoor luminaires. Five-tier security architecture, 900 MHz wireless communication and app (CLAIRITY™ Pro) based configurability combined together make nLight® AIR a secure, reliable and easy to use platform.

PIR HIGH VIEW

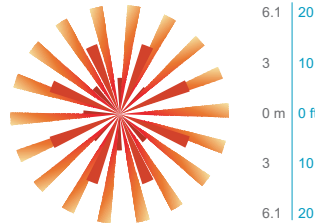


PIRH

SIDE VIEW



TOP VIEW



Motion/Ambient Sensor Default Settings

Option	Dim Level	High Level (when triggered)	Photocell Operation	Motion Time Delay	Ramp-down Time	Ramp-up Time
PIR or PIRH	Motion - 3V (37% of full output) Photocell - 0V (turned off)	10V (100% output)	Enabled @ 5fc	5 min	5 min	Motion - 3 sec Photocell - 45 sec
PIR3FC3V or PIRH3FC3V	Motion - 3V (37% of full output) Photocell - 0V (turned off)	10V (100% output)	Enabled @ 3fc	5 min	5 min	Motion - 3 sec Photocell - 45 sec

Mounting, Options & Accessories



PM – Pendant Mount
(compatible with 3/4" NPT,
pendant stem provided by
others)

D = 19"
H = 4.1"



SRM – Surface Mount

D = 19"
H = 4.1"



**SRM – Surface Mount
with Up-Light**

D = 19"
H = 5.3"



YK – Yoke/Trunnion Mount

D = 19"
H (Yoke) = 10"-18"



ARM – Arm Mount

L = 28"
W = 19"
H = 8"



**PIR & PIRH – Motion/
Ambient sensor**

D = 19"
H = 4.6" (no up-light)
or 5.6" (with up-light)




**BDS – Bird shroud for
pendant mount**

D = 19"
H = 8"



**BDS – Bird shroud for
yoke mount**

D = 19"
H (Yoke) = 10"-18"



WG – Wire guard

D = 19"
H = 4.9" (no uplight)
or 5.9" (with up-light)



HS – House side shield

D = 19"
H = 7.1" (no up-light) or
8.1" (with up-light)

FEATURES & SPECIFICATIONS

INTENDED USE

The visually comfortable optics, energy savings, and long life of the VCPG LED Parking Garage luminaire make it an ideal choice for new commercial installations and retrofit parking garage opportunities. It is designed to meet or exceed recommended illuminance criteria when installed as a direct replacement of most HID parking garage luminaires. Its modern dayform and aesthetics also make it appealing for indoor low-bay applications.

CONSTRUCTION

Two-piece die-cast aluminum housing has integral heat sink fins to optimize thermal management through conductive and convective cooling. The LED driver is separated from the heat generating light engines and mounted in direct contact with the casting to promote low operating temperatures, higher lumen maintenance and long life. The housing is completely sealed against moisture and environmental contaminants (IP66) and is suitable for hose-down application.

FINISH

Exterior painted parts are protected by a zinc-infused Super Durable TGIC thermoset powder coat finish that provides superior resistance to corrosion and weathering. A tightly controlled multi-stage process ensures a 3 mils thickness for a finish that can withstand extreme climate changes without cracking or peeling.

OPTICS

Light guide technology provides a diffused light source, reducing glare from direct view of the LEDs. The light source is recessed into the luminaire, further reducing the high angle glare from the luminaire. A combination of precision molded micro prismatic acrylic lenses and back reflectors provide five different photometric distributions tailored specifically to parking garage applications. Up-light option comes with a dedicated light engine and custom optic designed to efficiently spread light on to the ceiling, thus reducing the cave effect.

ELECTRICAL

Light engine consists of high-efficacy LEDs mounted to metal-core circuit boards to maximize heat dissipation and promote long life (up to L89/100,000 hours at 25°C). The electronic driver has a power factor of >90%, THD <20%, and a minimum 6.0 KV surge rating. When ordering the SPD10KV option, a separate 10kV (5kA) surge protection device is installed within the luminaire which meets a minimum Category C low operation (per ANSI/IEEE C62.41.2). Luminaire is 0-10V dimmable down to 10% or lower.

INSTALLATION

Standard configuration accepts a rigid or free-swinging 3/4" NPT stem for pendant mounting. The surface mount option attaches to a 4x4" recessed or surface mount outlet box using a quick-mount kit (included); kit contains galvanized steel luminaire and outlet box plates and a full pad gasket. Kit has an integral mounting support that allows the luminaire to hinge down for easy electrical connections. Luminaire and plates are secured with set screws. Also, available with a yoke/trunnion mount option with 3/4" NPT provision for flexible conduit entry (conduit by others); height can be adjusted from 10-18". Supply leads are 24" in length as standard. Longer supply leads are available as additional options. Design can withstand up to a 3.0 G vibration load rating per ANSI C136.31.

LISTINGS

CSA certified to U.S. and Canadian standards. IP66 rated for outdoor applications. PIR options are rated for wet location. Rated for -40°C minimum ambient. DesignLights Consortium® (DLC) Premium qualified product and DLC qualified product. Not all versions of this product may be DLC Premium qualified or DLC qualified. Please check the DLC Qualified Products List at www.designlights.org/QPL to confirm which versions are qualified.

BUY AMERICAN ACT

This product is assembled in the USA and meets the Buy America(n) government procurement requirements under FAR, DFARS and DOT regulations. Please refer to www.acuitybrands.com/resources/buy-american for additional information.

WARRANTY

5-year limited warranty. This is the only warranty provided and no other statements in this specification sheet create any warranty of any kind. All other express and implied warranties are disclaimed. Complete warranty terms located at: www.acuitybrands.com/support/warranty/terms-and-conditions

Note: Actual performance may differ as a result of end-user environment and application.

All values are design or typical values, measured under laboratory conditions at 25 °C. Specifications subject to change without notice.



One Lithonia Way • Conyers, Georgia 30012 • Phone: 800-705-SERV (7378) • www.lithonia.com
© 2012-2022 Acuity Brands Lighting, Inc. All rights reserved.

AAC

PZ22-12000039
06/06/2023

VCPG LED
Rev. 11/21/22